

Konnektör Tipi	Kesit mm ²	Ergonomik Seri	original Seri	Sıkma Profili
 Koaksiyal	RG58, RG59, RG62, RG71 Thinnet 6,48/5,41/1,69 mm	 MCC 1113	 DCC 1113	
 Koaksiyal	5,41/10,9/2,54/1,69 mm	 KCC 2511	 CCC 2511	
 Koaksiyal	3,8/6,8/1,2/0,7 mm		 DCC 2124	 
 Koaksiyal	3,25/4,52/1,69 mm	 MCC 0908	 DCC 0908	
 Koaksiyal	8,23/9,14/1,73 mm	 KCC 9117	 CCC 9117	
	0,5-6,0 mm ²		 PZD-3	



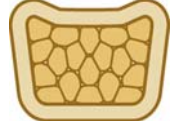
4,0-10,0 mm²



KEB 4010



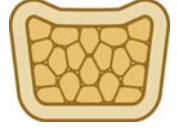
CEB 4010



10,0-25,0 mm²




KEB 1025



35,0-50,0 mm²



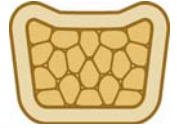
KEB 3550



0,5-6,0 mm²



KEBS 0560



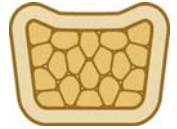
0,5-6,0 mm²



MEB 0560



DEB 0560



PMP-4080



PMP 4080

D-RJ 22



D RJ22

Yedek Çene

4/4, 4/2

D-RJ 45



D RJ45

Yedek Çene

8/8, 8/6, 8/4

MCD 4300-3150		İzolesiz Faston Kablo Pabucu 0,1-0,25/0,25-0,5/0,5-1,0 mm ² . 26-24/24-22/22-18 AWG.		
MCD 4300-3151		İzolesiz Faston Kablo Pabucu 0,5-1,5/1,5-2,5 mm ² . 22-18/16-14 AWG.		
MCD 4300-3153		İzoleli Kablo Yüksüğü 16-25 mm ² . 6-4 AWG.		
MCD 4300-3154		İzoleli Kablo Yüksüğü 35-50 mm ² . 2-0 AWG.		
MCT 4300-3149		Mobil Sıkma Aleti		
	4,0-25,0 mm ² SKP Tipi			
	0,35-2,5 mm ²			
	4,0-10,0 mm ²			
	10,0-70,0 mm ² SKP Tipi			

MCD 4300-3136		Koaksiyal BNC/TNC. RG 58, 59, 62, 71. 5,41/6,48/1,69 mm. .213/.255/.067
MCD 4300-3137		İzolesiz Kablo Pabucu 0,35-2,5 mm ² . 22-14 AWG
MCD 4300-3144		Data RJ-45 8/8
MCD 4300-3138		Koaksiyal CATV, RG6, 59. 9,14/8,23 mm. .360/.324" inch.
MCD 4300-3139		İzolesiz Kablo Pabucu 4-10 mm ² . 12-8 AWG
MCD 4300-3140		Koaksiyal BNC/TNC. RG 174, 179. 4,52/3,25/1,69/sqr 0,7 mm. .178/.128/.067/sqr .028
MCD 4300-3141		Fiber Optik ST/SC/SMA/SMB/SFR. 4,52/5,41/3,84/3,25. .178/.213/.151/.128" inch.
MCD 4300-3142		İzolesiz Kablo Pabucu 0,5-6,0 mm ² . 22-10 AWG
MCD 4300-3146		İzolesiz Faston Kablo Pabucu 0,5-1,5/1,5- 2,5/4-6 mm ² . 22- 16/16-14/12-10 AWG.
MCD 4300-3147		İzolesiz İğne Uç 0,14-1/1,5/2,5/4,0 mm ² . 26- 18/16/14/12 AWG.
MCD 4300-3148		İzolesiz İğne Uç 6/10 mm ² . 10/8 AWG



0,10-1,5 mm²



MRB 0115



DRB 0115



0,14-1,0 mm²



MSA 0110



DSA 0110



0,75-2,5 mm²



MSA 0725



DSA 0725



0,75-6,0 mm²



KSA 0760



CSA 0760



0,75-6,0 mm²



KSA 0760 DIN



CSA 0760DIN



0,5-6,0 mm²



KAA 0760



MCD 4300-3127



4300-3127

İzoleli Kablo Yüksük
0,25-10,0 mm². 24-8

AWG

MCD 4300-3128



4300-3128

İzoleli Kablo Pabuç
Sarı / Yeşil 4-6/0,1-
0,4 mm². 12-10/26-
22 AWG

MCD 4300-3129



4300-3129

İzoleli Kablo Pabuç
Kırmızı / Mavi 0,5-2,5
mm². 22-14 AWG

MCD 4300-3132



4300-3132

Data RJ-11.
6/6,6/4,6/2

D-RJ 45 U
(universal)



D RJ45U

Yedek Çene

8/8, 8/6, 8/4

D-MMJ (DEC)



D-MMJ(DEC)

Yedek Çene

6 pos. DEC/6

D-10 POS



D-10 POS

Yedek Çene

10 pos.

D-RJ 11



D RJ11

Yedek Çene

6/6, 6/4



Fiber optic

3,25/3,84/5,41/5,0/4,52
mm



KFO 5432



CFO 5432



0,5-6,0 mm²



KRB 0560



CRB 0560



0,05-0,5 mm²



MRB 0505L



DRB 0505L



0,08-0,5 mm²



MRB 0805HD



DRB 0805HD

